


Postal Regulatory Commission
Submitted 9/18/2020 1:14:51 PM
Filing ID: 114600
Accepted 9/18/2020



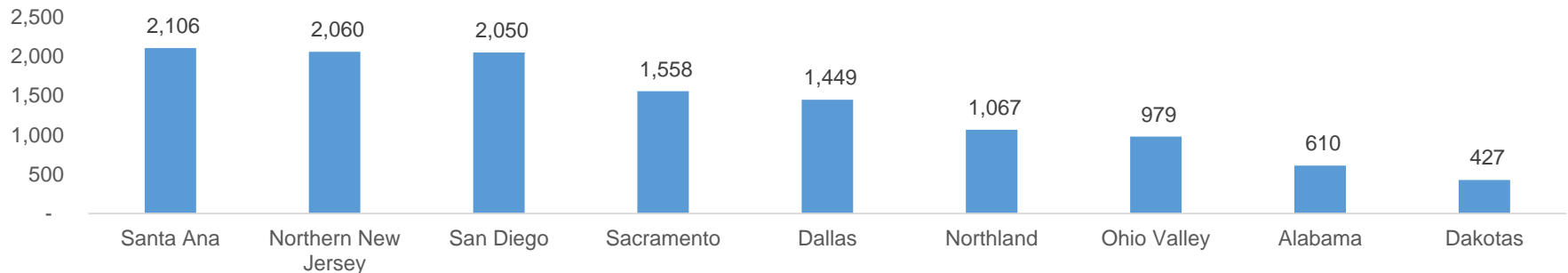
Extended Mail Forwarding Market Test Report (8/1/2020- 9/13/2020)

Extensions by District




(8/1/2020-9/13/2020)

Area	District	# of Extensions	# of 6 Month Extensions	# of 12 Month Extensions	# of 18 Month Extensions	# of Extensions by Individuals	# of Extensions by Families	# of Extensions by Businesses
Southern	Alabama	610	392	153	65	300	276	34
Western-Pacific	Dakotas	427	277	120	30	223	181	23
Southern	Dallas	1,449	866	423	160	715	620	114
Atlantic	Northern New Jersey	2,060	1,100	654	306	1,144	727	189
Central	Northland	1,067	620	322	125	631	379	57
Central	Ohio Valley	979	581	274	124	530	390	59
Western-Pacific	Sacramento	1,558	937	440	181	841	620	97
Western-Pacific	San Diego	2,050	1,186	581	283	1,141	741	168
Western-Pacific	Santa Ana	2,106	1,182	605	319	1,016	861	229
Total		12,306	7,141	3,572	1,593	6,541	4,795	970



Revenue by District



(8/1/2020-9/13/2020)

Area	District	Total Revenue	Revenue from 6 Month Extensions	Revenue from 12 Month Extensions	Revenue from 18 Month Extensions	Revenue from Individuals	Revenue from Families	Revenue from Businesses
Southern	Alabama	\$14,999.50	\$7,820.40	\$4,582.35	\$2,596.75	\$7,225.00	\$6,856.20	\$918.30
Western-Pacific	Dakotas	\$10,318.65	\$5,526.15	\$3,594.00	\$1,198.50	\$5,378.85	\$4,360.95	\$578.85
Southern	Dallas	\$36,337.55	\$17,276.70	\$12,668.85	\$6,392.00	\$17,504.25	\$15,519.00	\$3,314.30
Atlantic	Northern New Jersey	\$53,757.00	\$21,945.00	\$19,587.30	\$12,224.70	\$29,272.80	\$18,863.65	\$5,620.55
Central	Northland	\$27,006.65	\$12,369.00	\$9,643.90	\$4,993.75	\$15,518.45	\$9,891.05	\$1,597.15
Central	Ohio Valley	\$24,751.05	\$11,590.95	\$8,206.30	\$4,953.80	\$12,983.50	\$10,100.50	\$1,667.05
Western-Pacific	Sacramento	\$39,102.10	\$18,693.15	\$13,178.00	\$7,230.95	\$20,607.95	\$15,819.00	\$2,675.15
Western-Pacific	San Diego	\$52,367.50	\$23,660.70	\$17,400.95	\$11,305.85	\$28,382.95	\$19,192.95	\$4,791.60
Western-Pacific	Santa Ana	\$54,444.70	\$23,580.90	\$18,119.75	\$12,744.05	\$25,669.20	\$22,126.95	\$6,648.55
Total		\$313,084.70	\$142,462.95	\$106,981.40	\$63,640.35	\$162,542.95	\$122,730.25	\$27,811.50

